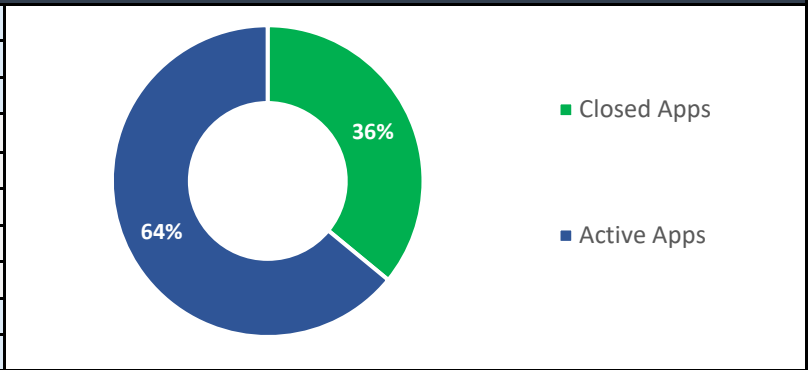


CITY OF COLUMBIA CDBG-DR STATUS REPORT

IN PROGRAM APPS	ACTIVE	AWARDED	IN CONSTRUCTION	CLOSED
206	132	91	17	74

TOTAL APPLICATIONS BY PROGRAM

In Program Applications	206
Closed Apps	74
Active Apps	132
CHAP	77
ERP	0
HMGP	0
MRP	55
SRRP	0
Out of Program	248
Total Applications	454



Closed: Applications that have been awarded, construction has been completed and the Homeowner has reoccupied the property. This number will increase as more applicants are assisted.

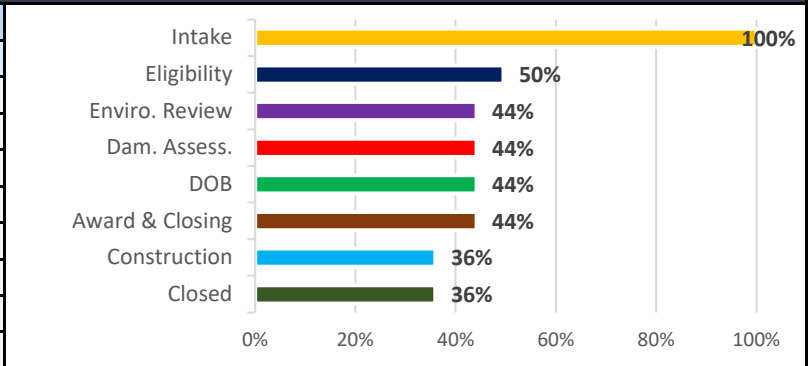
Active: Applications that are currently being worked or have been added to the waitlist to be worked once funding is allocated. This number will decrease as application are moved to Completed or Out of Program.

In Program: Completed applications plus Active applications.

Out of Program: Applications that have been deemed ineligible, have requested to withdrawal, have been non-responsive or will not be allocated any funding with this program.

APPLICATIONS BY STAGE COMPLETED

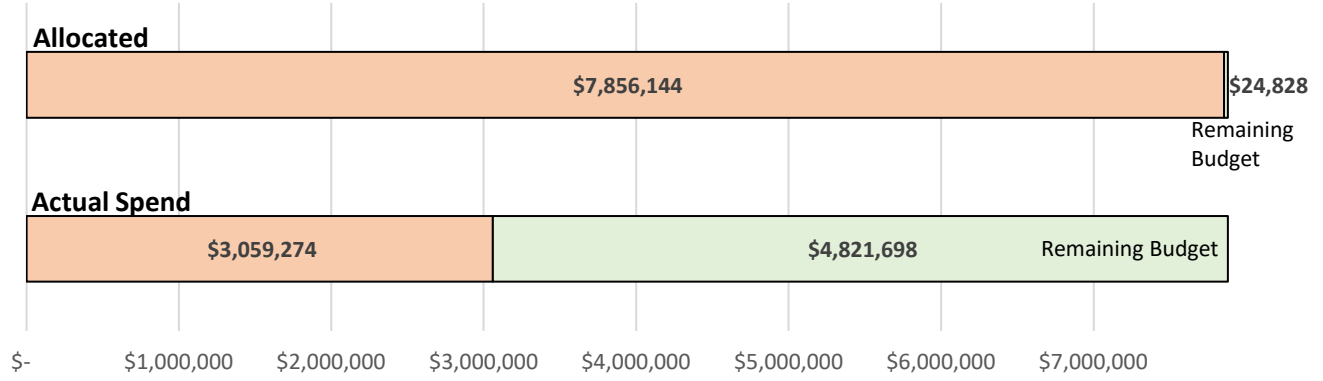
In Program Applications	206
Stage Completed	
Intake	206
Eligibility	102
Environmental Review	91
Damage Assessment	91
Duplication of Benefits	91
Award & Closing	91
Construction	74
Closed	74



The table above indicates the number of applications that have **completed each stage**. The **Award & Closing** stage is considered complete when the Grant Agreement is signed by the Homeowner and the City of Columbia. The **Construction** numbers indicate the number of homes that have completed the Construction stage. The number of homes currently **In Construction** is defined as any project where a contract was bid and awarded. When all stages have been completed and the property has been re-occupied by the Homeowner the overall status is marked as **Closed**.

CITY OF COLUMBIA CDBG-DR STATUS REPORT

PROGRAM BUDGET



Budget	\$7,880,972
Awarded to Date	\$7,856,144
Remaining to Award	\$24,828
Average Award	\$187,051
Actual Spend	\$3,059,274
Actual Remaining	\$4,821,698