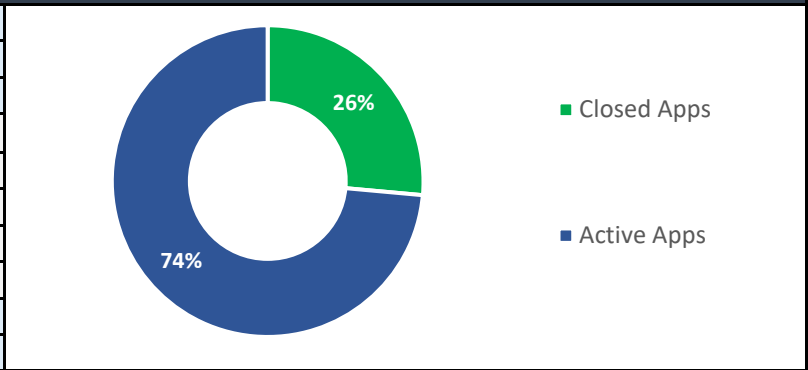


CITY OF COLUMBIA CDBG-DR STATUS REPORT

IN PROGRAM APPS	ACTIVE	AWARDED	IN CONSTRUCTION	CLOSED
208	153	87	30	55

TOTAL APPLICATIONS BY PROGRAM

In Program Applications	208
Closed Apps	55
Active Apps	153
CHAP	92
ERP	0
HMGP	0
MRP	61
SRRP	0
Out of Program	246
Total Applications	454



Closed: Applications that have been awarded, construction has been completed and the Homeowner has reoccupied the property. This number will increase as more applicants are assisted.

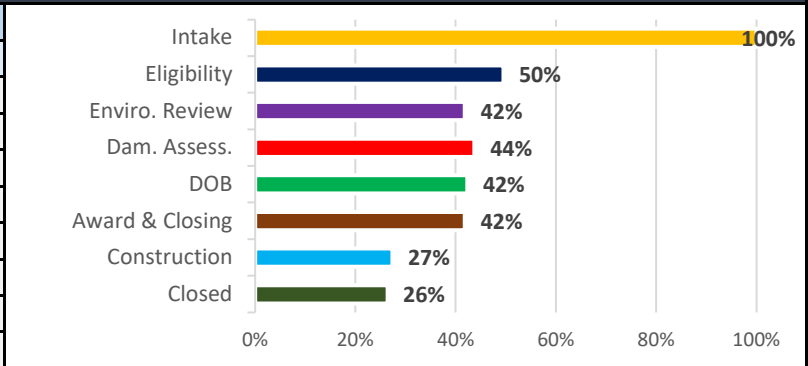
Active: Applications that are currently being worked or have been added to the waitlist to be worked once funding is allocated. This number will decrease as application are moved to Completed or Out of Program.

In Program: Completed applications plus Active applications.

Out of Program: Applications that have been deemed ineligible, have requested to withdrawal, have been non-responsive or will not be allocated any funding with this program.

APPLICATIONS BY STAGE COMPLETED

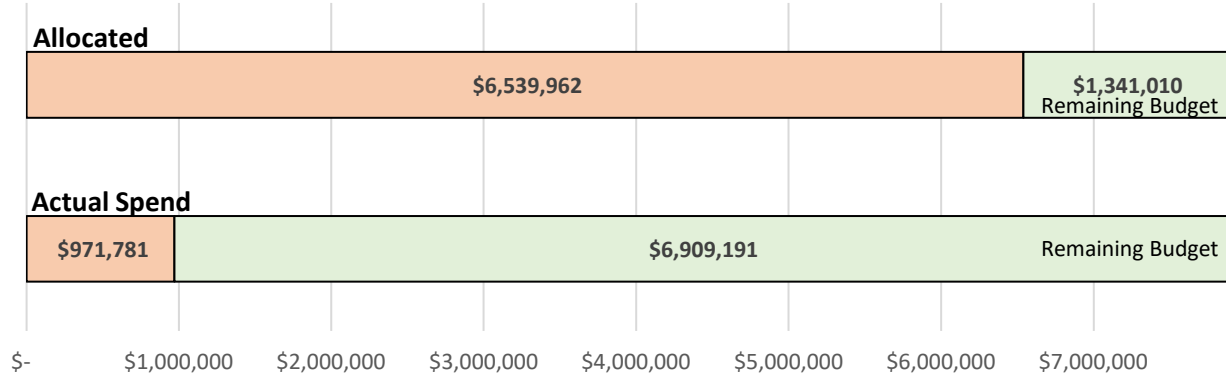
In Program Applications	208
Stage Completed	
Intake	208
Eligibility	103
Environmental Review	87
Damage Assessment	91
Duplication of Benefits	88
Award & Closing	87
Construction	57
Closed	55



The table above indicates the number of applications that have **completed each stage**. The **Award & Closing** stage is considered complete when the Grant Agreement is signed by the Homeowner and the City of Columbia. The **Construction** numbers indicate the number of homes that have completed the Construction stage. The number of homes currently **In Construction** is defined as any project where a contract was bid and awarded. When all stages have been completed and the property has been re-occupied by the Homeowner the overall status is marked as **Closed**.

CITY OF COLUMBIA CDBG-DR STATUS REPORT

PROGRAM BUDGET



Budget	\$7,880,972
Awarded to Date	\$6,539,962
Remaining to Award	\$1,341,010
Average Award	\$172,104
Actual Spend	\$971,781
Actual Remaining	\$6,909,191